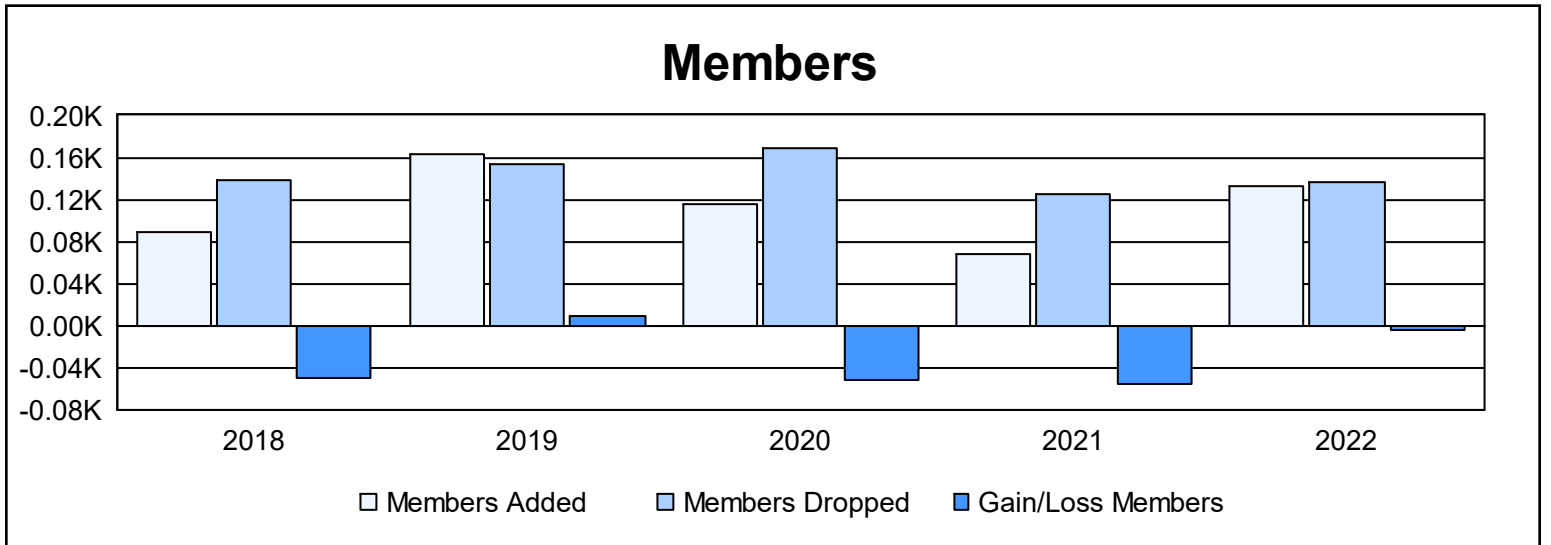
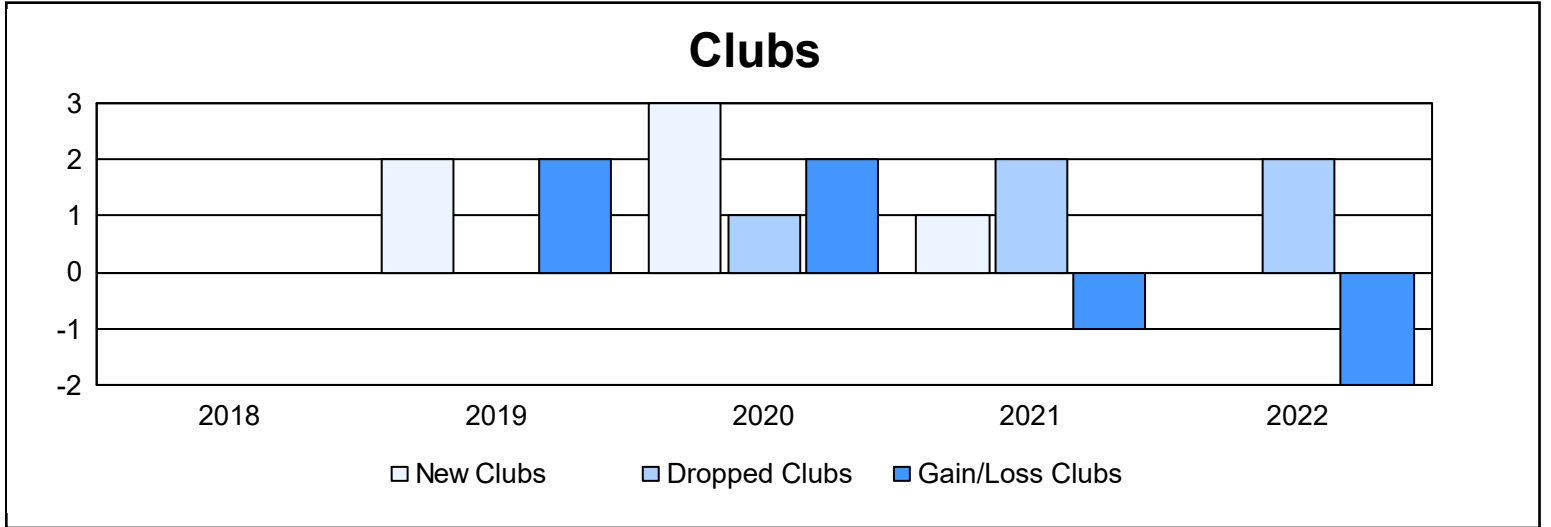
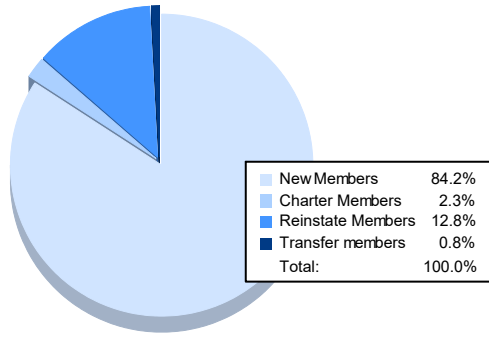


| Year           | New Clubs | Dropped Clubs | Gain/ Loss Clubs | New Members | Charter Members | Reinstate Members | Transfer Members | Total Member Added | Total Members Dropped | Gain/ Loss Members |
|----------------|-----------|---------------|------------------|-------------|-----------------|-------------------|------------------|--------------------|-----------------------|--------------------|
| 2017-2018      | 0         | 0             | 0                | 84          | 4               | 0                 | 0                | 88                 | 138                   | -50                |
| 2018-2019      | 2         | 0             | 2                | 94          | 43              | 21                | 4                | 162                | 153                   | 9                  |
| 2019-2020      | 3         | 1             | 2                | 76          | 35              | 2                 | 3                | 116                | 168                   | -52                |
| 2020-2021      | 1         | 2             | -1               | 54          | 9               | 4                 | 1                | 68                 | 124                   | -56                |
| 2021-2022      | 0         | 2             | -2               | 112         | 3               | 17                | 1                | 133                | 137                   | -4                 |
| <b>Average</b> | <b>1</b>  | <b>1</b>      | <b>0</b>         | <b>84</b>   | <b>19</b>       | <b>9</b>          | <b>2</b>         | <b>113</b>         | <b>144</b>            | <b>-31</b>         |



### Membership Composition June 2022 Cumulative



### Gender Composition June 2022 Cumulative

